

Shifting Shadows

Grade 3 Science


Name: _____

Date: _____

Activity 1: Making Shadows

Look at the picture and notice where the sun is. Then circle each shadow that is in the correct place. Mark an X through the shadows that are not in the correct place. What shadows are missing? Draw those shadows.

Why should there be shadows? _____



Shifting Shadows

Grade 3 Science

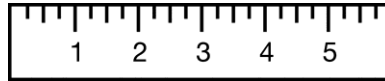

Name: _____

Date: _____

Activity 2: *Shifting Shadows*

Gather these items:

1. Paper cup
2. Chalk
3. Ruler



1. Measure the cup in inches from top to the bottom. Fill in that part of the chart below.
2. Early in the morning on a sunny day, place the cup in a clear spot on the sidewalk, driveway or yard. Leave it in the same place for the day.
3. Measure the length of the shadow at the times on the chart below and write the length in the correct places.

Cup	8:00 am	10:00 am	12:00 pm	2:00 pm	4:00 pm
in.	in.	in.	in.	in.	in.