

LESSON PLAN

Subject: Grade 2 Math

Lesson: Life in the Garden

Standard Addressed: Represent and solve problems. (NC.2.OA.1)

Objective:

- Students will be able to represent and solve one-step problems involving addition and subtraction.

Materials Needed:

- Device for showing *Life in the Garden* video
- “Problems in the Garden” math activity

Outline:

- Prior to this lesson, students should be able to solve addition and subtraction problems using numbers up to 100.
- Show the video.
- Discuss the activity prompt and drawings.
- Students finish the activity independently or with a partner.

Take It Further: Students write their own “garden problem” for their partner to solve using addition and subtraction.

Cross-Curriculum Connection:

Go to <https://www.youtube.com/watch?v=6SHmN-wXykU> to read along.
(*The Curious Garden* by Peter Brown, read by “Mr. Paulson Reads”)



PROBLEMS IN THE GARDEN

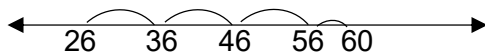
Grade 2 Math

Student Name: _____ Date: _____



1. The gardeners at Old Salem need to grow lots of beans. Many bean seeds were planted last week. They planted 26 more bean seeds today. Now there are 60 bean seeds in the garden. How many bean seeds were planted last week?

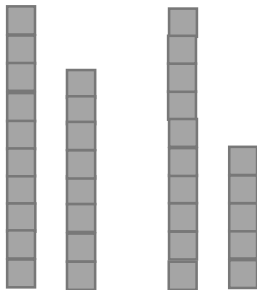
Use the drawing to help you find the answer. Write an equation to show your thinking.



2. One of the gardens at Old Salem has been taken over by rabbits! The rabbits ate 18 carrots in the garden. Now there are only 15 carrots left. How many carrots were in the garden before the rabbits came?



Use the drawing to help you find the answer. Write an equation to show your thinking.



3. There are bird nests near the garden. Some nests have blue eggs in them. Some nests have white eggs in them. The gardeners counted 21 eggs altogether. 12 of these eggs are blue.

How many of the eggs are white?



Draw a picture to help you find the answer. Write an equation to show your thinking.

4. Gardener Ben and Gardener Emily have a contest to see who can grow the most pumpkins. Gardener Ben grows 11 pumpkins. Gardener Emily wins the contest by growing 9 more pumpkins than the Gardener Ben. How many pumpkins does Gardener Emily grow?



Draw a picture to help you find the answer. Write an equation to show your thinking.

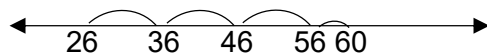
PROBLEMS IN THE GARDEN

Grade 2 Math

Answer Key

1. The gardeners at Old Salem need to grow lots of beans. Many bean seeds were planted last week. They planted 26 more bean seeds today. Now there are 60 bean seeds in the garden. How many bean seeds were planted last week?

Use the drawing to help you find the answer. Write an equation to show your thinking.

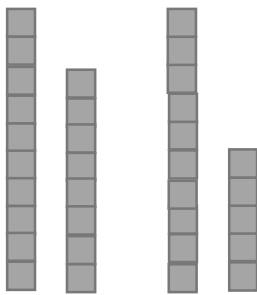


$$26+34=60 \text{ OR } 60-26=34$$

2. One of the gardens at Old Salem has been taken over by rabbits! The rabbits ate 18 carrots in the garden. Now there are only 15 carrots left.

How many carrots were in the garden before the rabbits came?

Use the drawing to help you find the answer. Write an equation to show your thinking.



$$18+15=33 \text{ OR } 33-18=15 \text{ OR } 33-15=18$$

3. There are bird nests near the garden. Some nests have blue eggs in them. Some nests have white eggs in them. The gardeners counted 21 eggs altogether. 12 of these eggs are blue. How many of the eggs are white?

Draw a picture to help you find the answer. Write an equation to show your thinking.

(Drawings will vary.) $21-12=9$ OR $12+9=21$

4. Gardener Ben and Gardener Emily have a contest to see who can grow the most pumpkins. Gardener Ben grows 11 pumpkins. Gardener Emily wins the contest by growing 9 more pumpkins than the Gardener Ben.

How many pumpkins does Gardener Emily grow?

Draw a picture to help you find the answer. Write an equation to show your thinking.

(Drawings will vary.) $11+9=20$ OR $20-9=11$ OR $20-11=9$

