

LESSON PLAN

Subject: Grade 2 Science

Lesson: Life in the Garden

Standard Addressed: Summarize the life cycle of animals including:

- Birth
- Developing into an adult
- Reproducing
- Aging and Death (NC.2.L.1.1)

Objective:

- Students will be able to use information about life cycles to sequence stages of life for different animals in a garden.

Materials Needed:

- Device for showing *Life in the Garden* video
- “Life in the Garden” science activity sheet
- Scissors
- Glue
- Index Cards

Outline:

- Prior to this lesson, students should be able understand that an animal’s life cycle begins at birth, involves development and reproducing, and ends in death.
- Show the 10-minute video, *Life in the Garden* (<https://youtu.be/E99QkwWwWl>).
- Discuss the activity prompt and pictures.
- Students finish the activity independently or with a partner.

Take It Further: Students chose one of the garden animals on the activity sheet. Students cut out the pictures of each life stage of that animal and glue each picture on a separate index card. Working with a partner who chose another animal, students take turns sequencing the life stages of each other’s garden animal.

Cross-Curriculum Connection: Students write an autobiography from the point of view of a garden animal.

LIFE IN THE GARDEN

Grade 2 Science

Student Name: _____ Date: _____


There are several different types of animals in the gardens at Old Salem. Here we will look at butterflies, birds, and toads.


Use what you know about an animal's life cycle to help you fill in the blanks using these words: **Birth, Developing, Adult, Death.**


HINT: Sometimes you will write **Developing** more than once for an animal.


ANOTHER HINT: The pictures are not in order of the stages!


BUTTERFLIES















BIRDS









TOADS











BONUS: On the back of this page, draw and label the life cycle of another animal that might live in the gardens.

LIFE IN THE GARDEN

Grade 2 Science

Answer Key


There are several different types of animals in the gardens at Old Salem. Here we will look at butterflies, birds and toads.

*Use what you know about an animal's life cycle to help you fill in the blanks using these words: **Birth, Developing, Adult, Death.***

HINT: Sometimes you will write **Developing** more than once for an animal.

ANOTHER HINT: The pictures are not in order of the stages!

BUTTERFLIES



Birth



Death



Developing



Developing



Adult

BIRDS



Death



Birth



Adult

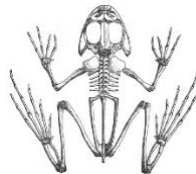


Developing

TOADS



Adult



Death



Developing



Birth



Developing

BONUS: *On the back of this page, draw and label the life cycle of another animal that might live in the gardens. (Answers will vary.)*